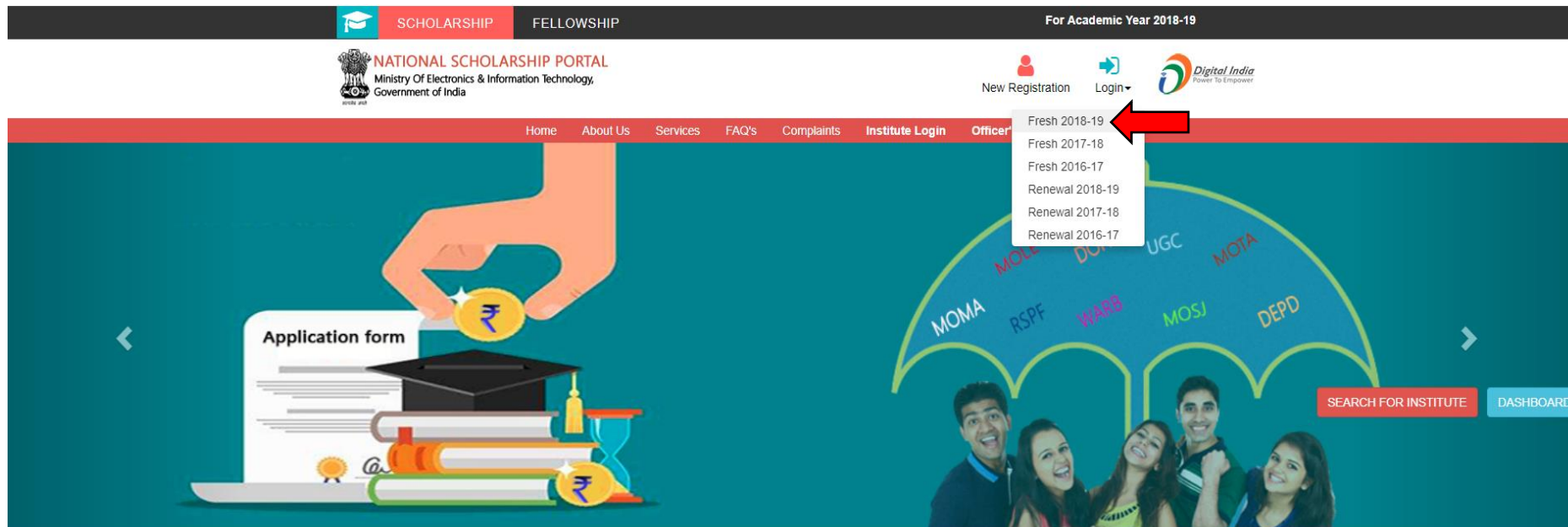


# HOW TO RECOVER STUDENTS APPLICATION ID – IN CASE OF FORGET APPLICATION ID UNDER NSP - GOI

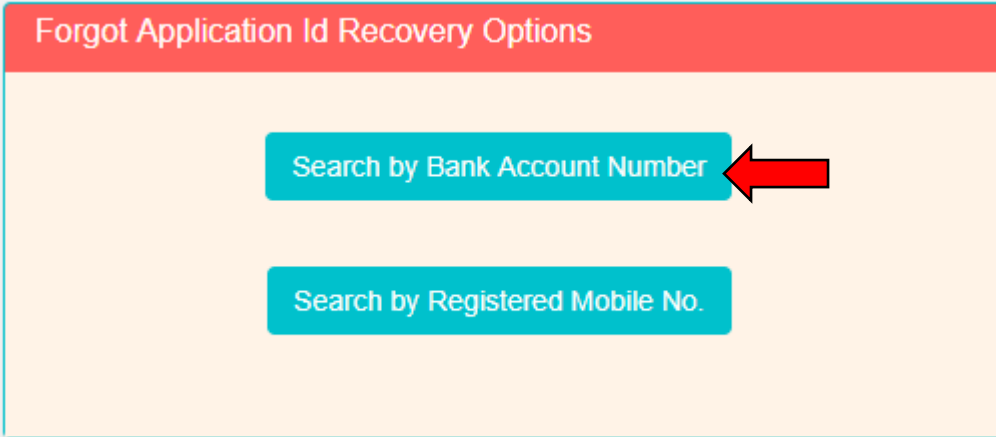
1. Visit website <https://scholarships.gov.in> & Drag on Login & Select Fresh or Renewal.



2. Click on Forgot Application Id.

The screenshot shows the 'Login for Fresh Application' form. The form includes fields for 'Application Id...', 'Password...', and 'Captcha...'. Below the captcha field is a 'Login' button and a link for 'New Student ? Register Here'. A red arrow points to the 'Forgot Application Id?' link.

**3. Enter your Account Number or Registered Mobile No.**

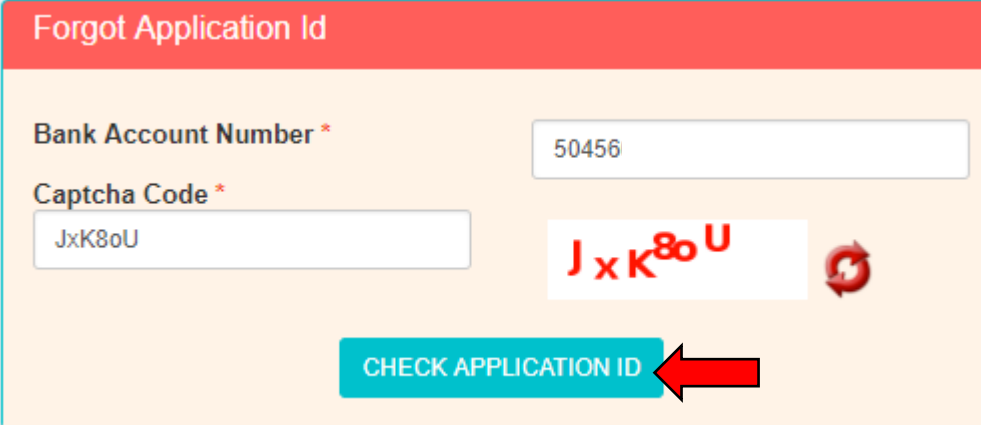


Forgot Application Id Recovery Options

Search by Bank Account Number

Search by Registered Mobile No.

**4. Enter Student Account Number & Captcha code then click on Check Application ID.**



Forgot Application Id

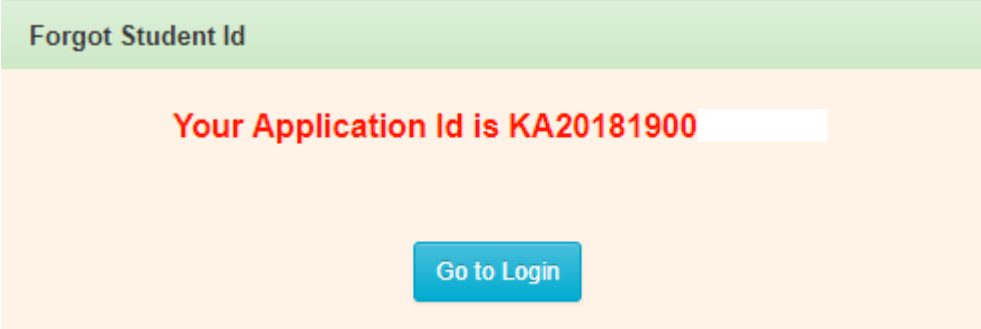
Bank Account Number \* 50456

Captcha Code \* JxK8oU

JxK8oU

CHECK APPLICATION ID

**5. Your Application Id will displayed note down it for further reference.**



Forgot Student Id

Your Application Id is KA20181900

Go to Login